



A division of Western Alliance Bank. Member FDIC.

SJSU SAN JOSÉ STATE UNIVERSITY

Economic Summit

hopkins carley



PRESENTING SPONSOR



A division of Western Alliance Bank. Member FDIC.

SJSU SAN JOSÉ STATE UNIVERSITY

Economic Summit

PRESENTED BY BRIDGE BANK
In Association with Hopkins & Carley

May 31, 2018 – Student Union Ballroom

7:30AM – 8:15AM: Registration and Continental Breakfast

8:15AM – 10:00AM: Presentations and Q&A


CONFIRMED PANELISTS

Sam Liccardo, Mayor, City of San José

Christopher Thornberg, Founding Partner, Beacon Economics

A panel of notable experts will forecast Silicon Valley's economic landscape and discuss how this may impact your business.

ASSOCIATE SPONSOR



AFFILIATE SPONSORS



MEDIA SPONSOR





A division of Western Alliance Bank. Member FDIC.

SJSU SAN JOSÉ STATE
UNIVERSITY

Economic Summit

hopkins carley

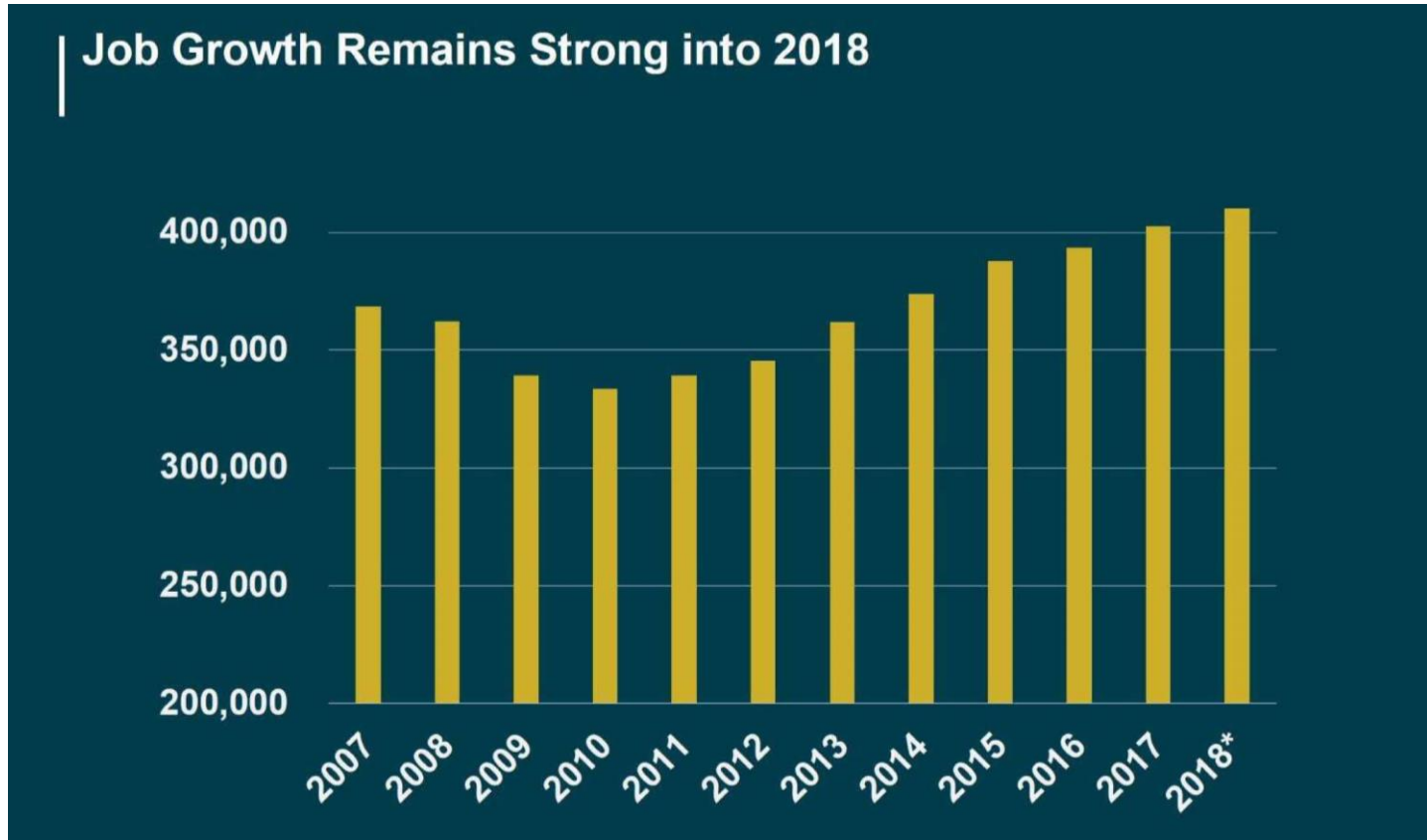


Sam Liccardo

Mayor, City of San José



Economic Summit



Source: San Jose Office of Economic Development

Companies Recently Expanding in San Jose:



Global Cloud
Communications



SJC: Taking Off

- FASTEST growing U.S. airport, two consecutive years (2016-2017)
- Since 2014, SJC has:
 - Welcomed 7 new airlines
 - Added 25 new non-stop flights
 - Increased passengers 51%

Source: Mineta San Jose International Airport, 2018

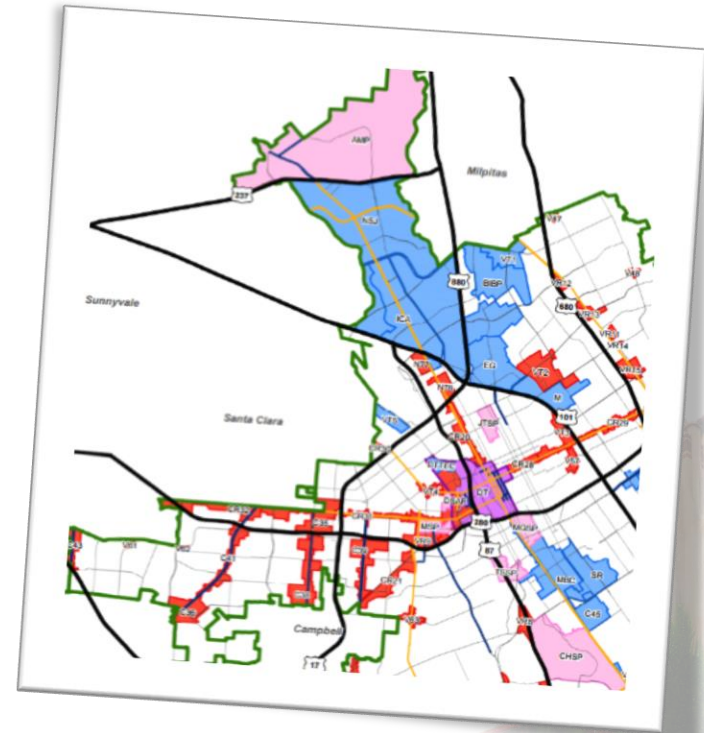


Economic Summit




Smart Growth: It's About Proximity

- Focus Growth in Downtown & along transit corridors
- High-density housing near mass transit
- Employers near transit and homes
- Housing in jobs-rich cities



Economic Summit



**25,000
NEW
HOMES IN
5 YEARS**


BUILT OR UNDER CONSTRUCTION

**10,000
AFFORDABLE
HOMES**


**ELIMINATE
RED TAPE**



**TEACHER AND
STUDENT
HOUSING**



**PARTNERSHIPS
TO HOUSE THE
MISSING MIDDLE**



**HIGH DENSITY
NEAR TRANSIT**



Economic Summit

GOAL: 25,000 NEW HOMES



ALREADY IN THE PIPELINE



**20% MORE
HOUSING**



SF + SJ: +150,000 UNITS

**↓ 10%
PRICE**

Source: UCLA ANDERSON FORECAST, 2017

State Investment in Affordable Housing

- SB2: Approximately **\$250 million** annually
- SB3: **\$4 billion**
- Likely to produce **4,000 – 8,000 homes/yr** for 5 yrs



State of California Housing Production

Annual production over past 10 years:	80,000
Annual need over next 10 years:	180,000
Annual Gap:	100,000

Source: UCLA ANDERSON FORECAST, 2017



Opportunities for Disruption

- Affordability by **DESIGN**
- Affordable **FINANCING**
- Affordability through **POLICY**



Economic Summit

Total Permits for Housing: 2014-2016

